

EFFECTIVE SLUDGE DEWATERING USING VACUUM FILTRATION

The Filtertech model SF dewatering unit automatically separates loose liquid from solids, to ease the burden of disposal and to minimize make up and replacement costs of valuable process liquids.



End of media alarm switch with indicator in control panel.



Patented labyrinth side seal design.



High volume/low differential vacuum producer for ramp, and low volume/high differential vacuum producer for liquid pool.



Model SF8-3950H Sludge Filter with infrared heating elements for sludge drying

EQUIPMENT FEATURES

Standard

- High volume/low differential vacuum producer for drying ramp.
- Low volume/high differential vacuum producer for liquid pool.
- Heavy duty galvanized flatwire belt.
- Ultrasonic liquid level/timer for automatic indexing.
- Shear pin protected media drive.
- High level and end of media sensors.
- Integral mist collector elements.
- Low velocity inlet header with cleanout
- Sloped bottomed vacuum chamber.
- Galvanized/Delrin® support rollers.
- Adjustable air header on drying ramp.
- Teflon®/SST bolted side seals and track.
- Convenient access panels for cleanout.
- Adjustable doctor blade.
- Stainless steel hardware.
- Adjustable take-ups and flatwire belt.
- Sample roll of disposable media.
- Plated shafts and sprockets.

Options

- Removable drip pan.
- Media rewinder/separator.
- Stainless steel flatwire belt.
- Full covers.
- Auxiliary steam, electric or infra-red heaters on drying ramp.
- Stainless steel all wetted surfaces.
- Two part epoxy coated wetted surfaces.

TYPICAL APPLICATIONS

- **Paint sludge dewatering**
- **Precoat deoiling**
- **Fly ash dewatering**
- **Dewatering phosphate & plating sludges**

FILTERTECH

Main Office/Factory
Fairgrounds Drive, Manlius, NY 13104
TEL (315) 682-8815; FAX (315) 682-8825
E-mail: info@filtertech.com
Web site: <http://www.filtertech.com>

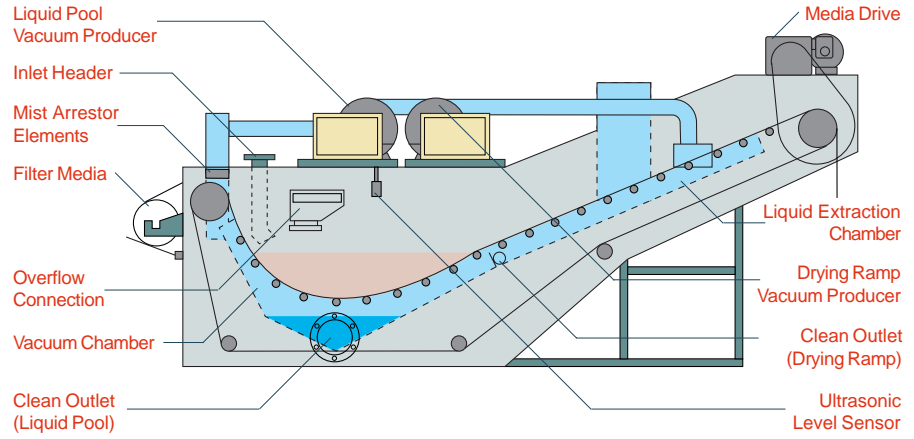
West Region Office
51 W. Elliot Rd., Suite 104, Tempe, AZ 85284
TEL (602) 775-1111; FAX (602) 775-0604

MODE OF OPERATION

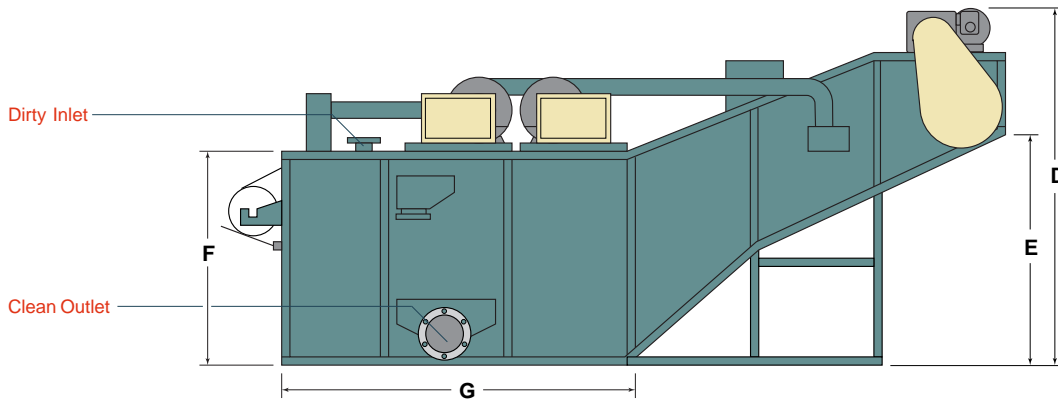
As the slurry is fed into the pool area, the high differential pressure created by the vacuum producer draws liquid through the disposable media, creating a cake of solids. The media is advanced either by liquid level or timer and the cake is positioned over the liquid extraction chamber for the dewatering phase. The recovered liquid is then returned to the system or run to drain.

The dewatered solids and spent media are discharged for disposal or recovery. An optional media rewinder/separator is available.

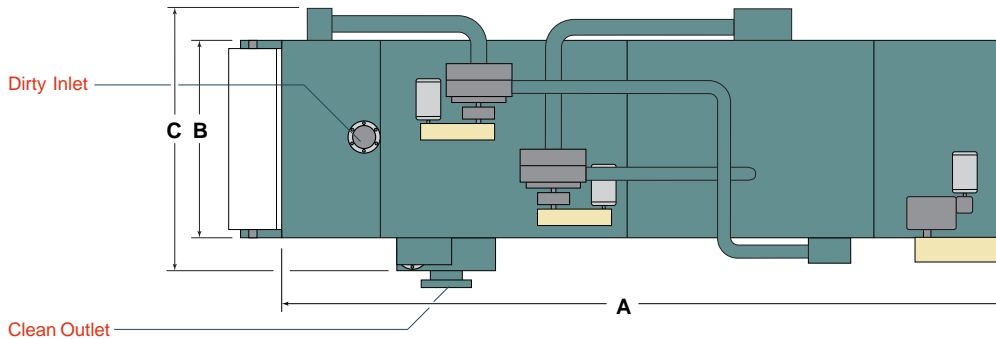
FIGURE 1



SIDE VIEW



TOP VIEW



SPECIFICATIONS

Model†	Dimensions							Drive Hp	Est. Wt. (lbs.)	
	A	B	C	D	E	F	G		Dry	Wet
SF4-720	15'-6"	4'-6"	6'-11"	9'-0"	4'-6"	5'-3"	7'-9"	1	7,500	9,000
SF6-1120	15'-6"	6'-3"	9'-2"	9'-0"	4'-6"	5'-3"	7'-9"	1½	9,000	12,200
SF6-1520	23'-9"	6'-3"	9'-2"	9'-6"	5'-0"	6'-0"	12'-0"	1½	13,000	18,000
SF6-2240	26'-2"	6'-3"	9'-2"	9'-6"	5'-6"	6'-0"	12'-0"	1½	20,000	24,000
SF6-3000	28'-0"	6'-3"	9'-2"	9'-11"	6'-4"	6'-0"	12'-3"	1½	21,000	25,000
SF8-3950	28'-6"	9'-0"	11'-3"	10'-3"	6'-3"	6'-0"	12'-11"	3	24,000	34,000

† Other filter sizes are available on a custom basis.

Specifications subject to change without notice.